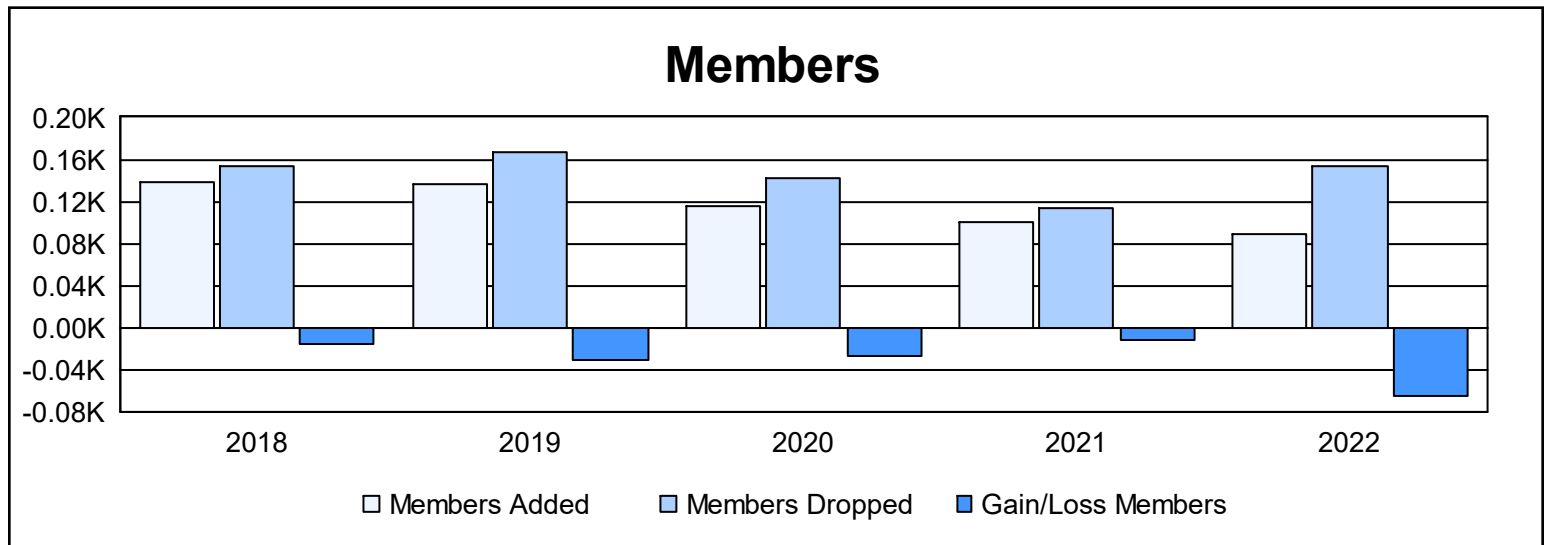
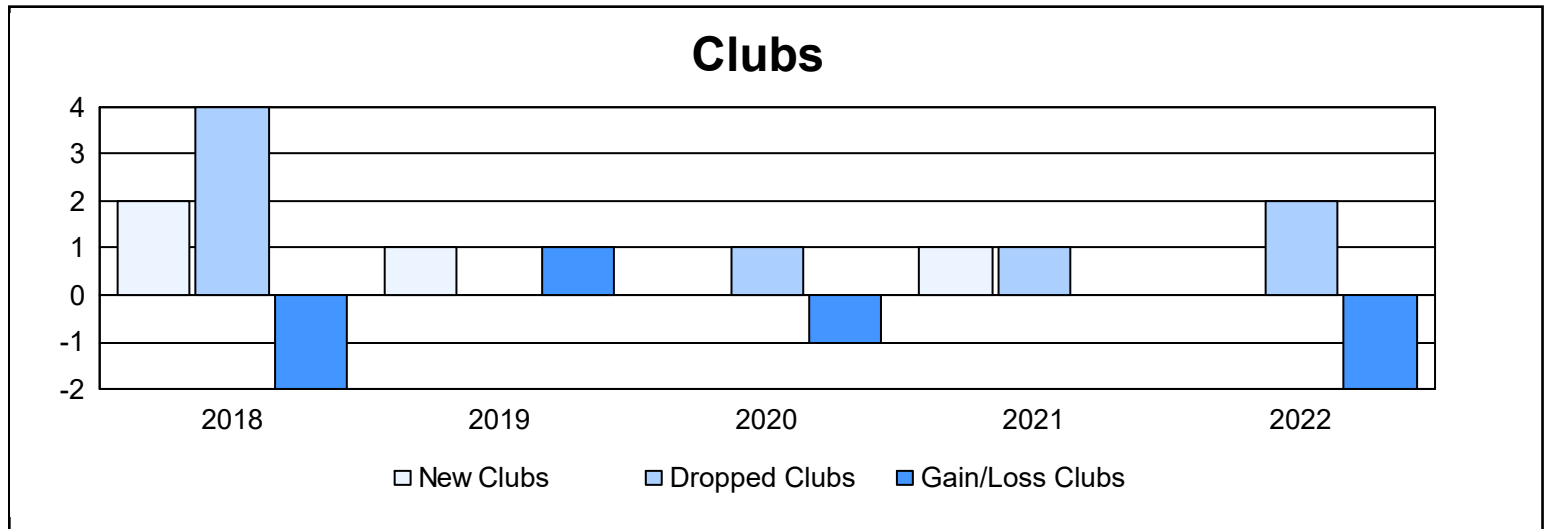
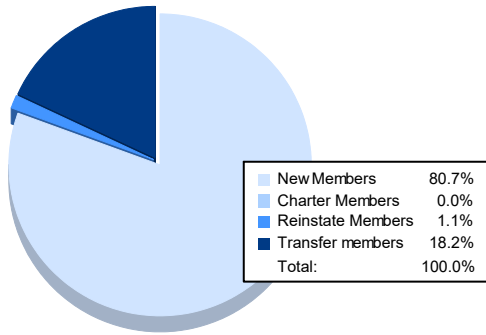


Year	New Clubs	Dropped Clubs	Gain/ Loss Clubs	New Members	Charter Members	Reinstate Members	Transfer Members	Total Member Added	Total Members Dropped	Gain/ Loss Members
2017-2018	2	4	-2	72	47	2	17	138	154	-16
2018-2019	1	0	1	97	27	1	12	137	167	-30
2019-2020	0	1	-1	84	1	1	29	115	142	-27
2020-2021	1	1	0	64	20	3	14	101	113	-12
2021-2022	0	2	-2	71	0	1	16	88	154	-66
<b>Average</b>	<b>1</b>	<b>2</b>	<b>-1</b>	<b>78</b>	<b>19</b>	<b>2</b>	<b>18</b>	<b>116</b>	<b>146</b>	<b>-30</b>



### Membership Composition June 2022 Cumulative



### Gender Composition June 2022 Cumulative

